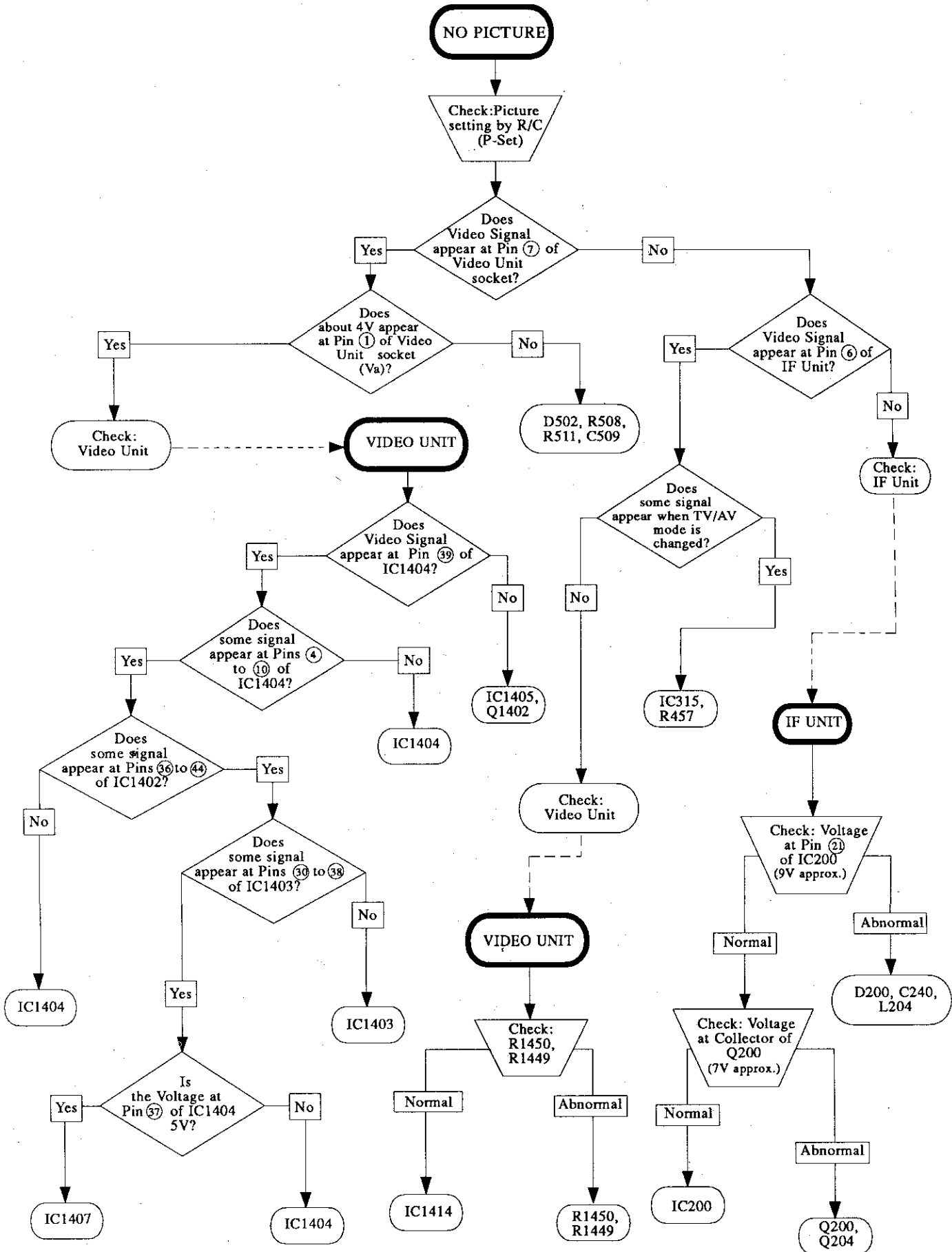


TROUBLESHOOTING TABLES





NO PICTURE
NO SOUND

Check: Picture
& Sound setting
by R/C (P-Set,
S-Set)

Does
12V appear at
Pin ③
of IF Unit?

Check: 12V Regulator
Circuit D611, R625,
C624, IC603

Check: The Tuner
BP, +B, BT
BP: should be 5V
+B: should be 12V
BT: should be 33V

Check: Power supply
for each circuit
BP: Q706, Q707, IC703, D713, D705,
+B: IC603, D611, R625, C626,
BT: IC211

Check:
VT

Does VT
change by channel
changing?

When channel is changed
does some signal appear
at enable, data clock
pins of Tuner?

Check: Tuner
Circuit & IF Unit

Check:
Video Unit

IF UNIT

VIDEO UNIT

Check: Voltage
at Pin ②
of IC200
(9V approx.)

Abnormal
D200, C240,
L204

Check:
R1419, R1420,
R1429

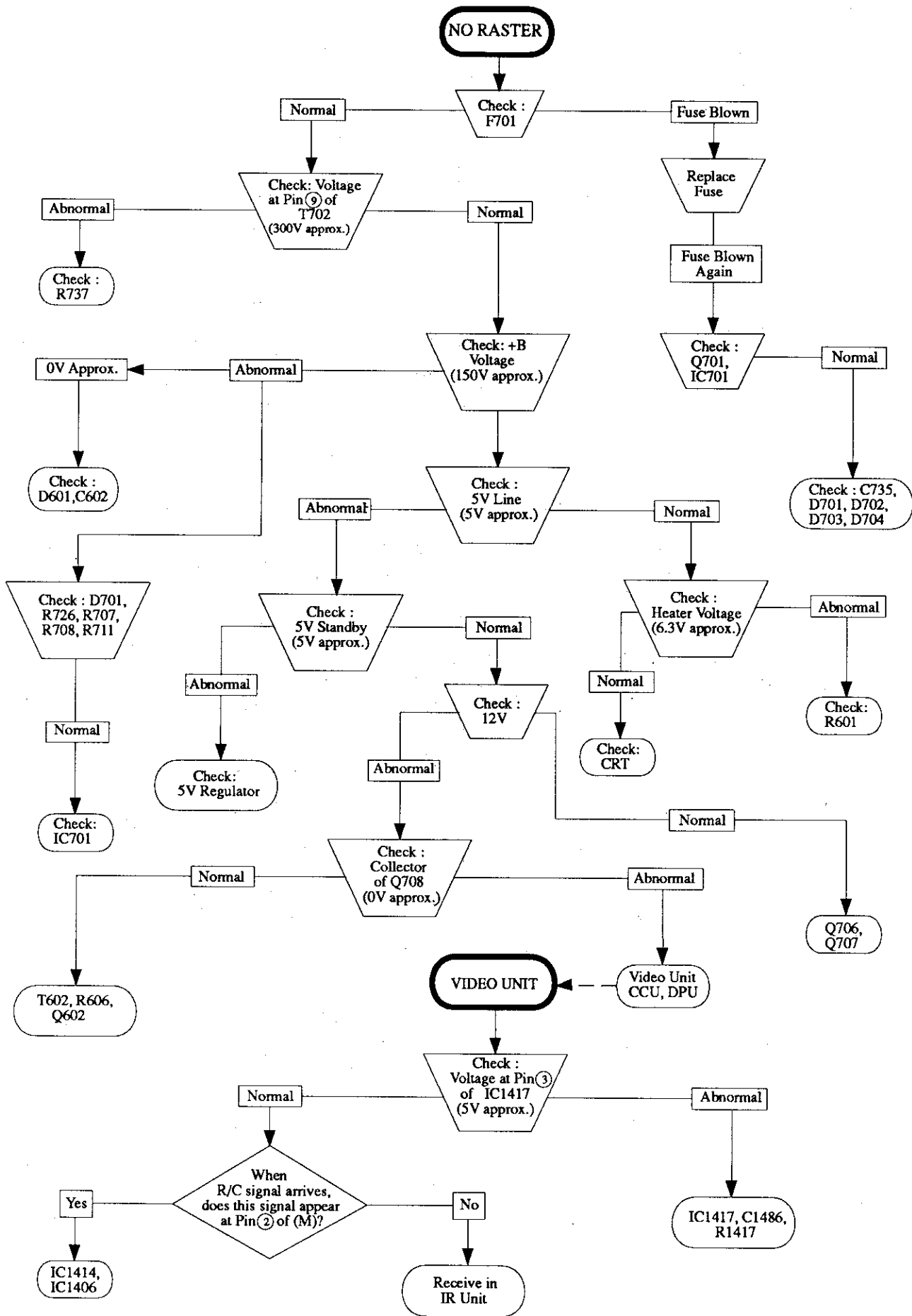
Abnormal
R1419, R1420,
R1429

Check: Voltage
at Collector
of Q200
(7V approx.)

Normal
IC200

Abnormal
Q200,
R204

Normal
When
R/C signal arrives,
does this signal appear
at Pin ②
of (M)?
Yes
IC1414
No
Receive in
IR Unit



DEFECTIVE
VERTICAL AMPLITUDE
& VERTICAL
LINEARITY

Readjust :
V-Amplitude
V-Linearity
by R/C

No Movement
(Impossible)

V-Amplitude
Abnormal

V-Linearity
Abnormal

Check:
Video Unit

Check :
R506,R507,
R514,R518

Check: C507,
C511, R516

VIDEO UNIT

Check: Voltage
at Pin ③ of
IC1416
(5V approx.)

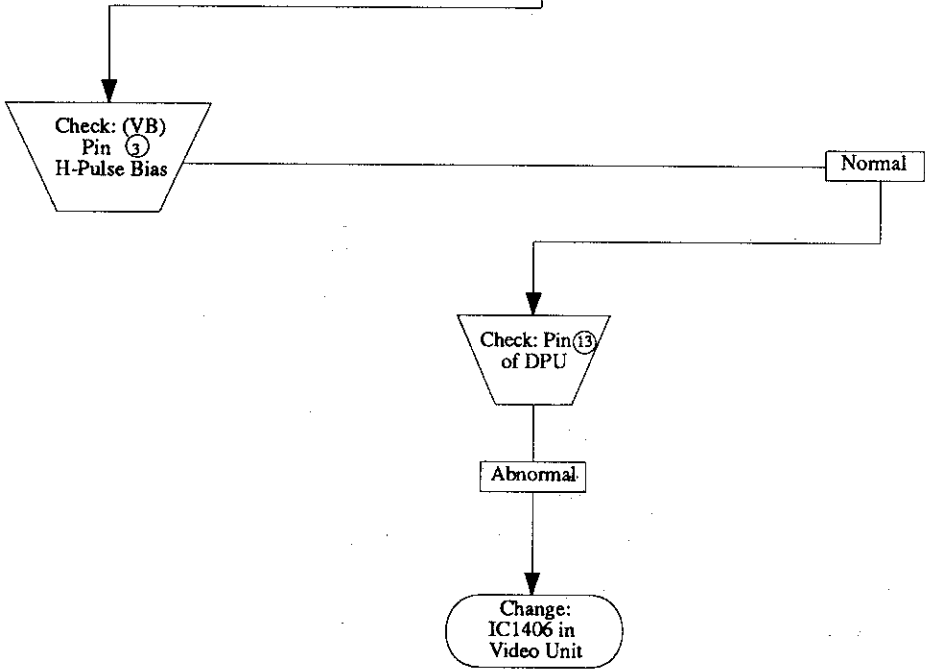
Normal

Abnormal

IC1414,
IC1406

IC1416, C1485,
R1469

NEITHER VERTICAL, NOR
HORIZONTAL,
SYNCHRONIZATION



NO VERTICAL SCAN

